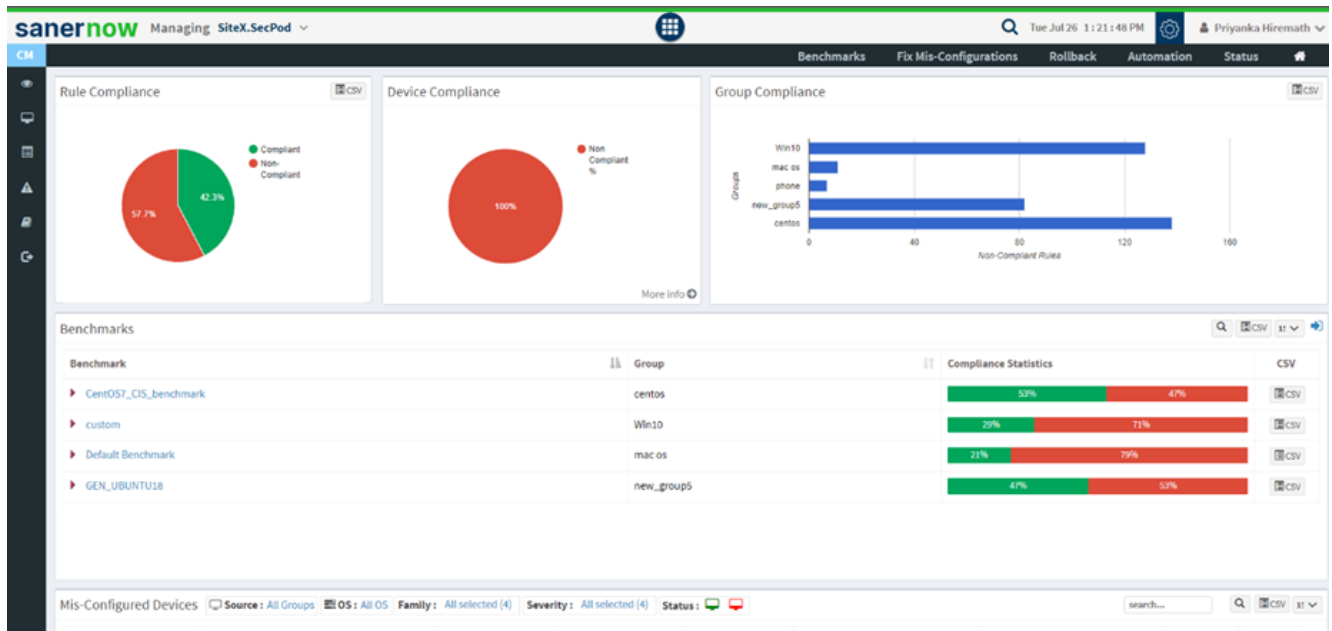


# How to align with NIST 800-171 security compliance management?

1. In the **Compliance Management** dashboard, click on **Benchmark**.

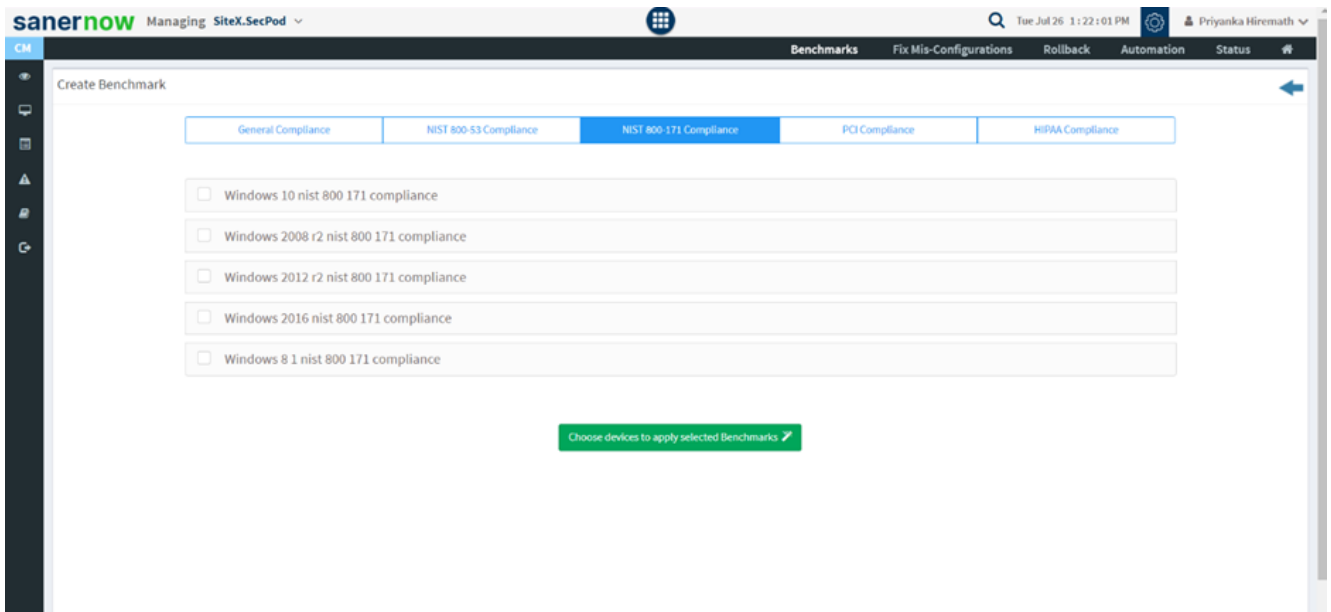


2. Now, click on **Create New Benchmark**.

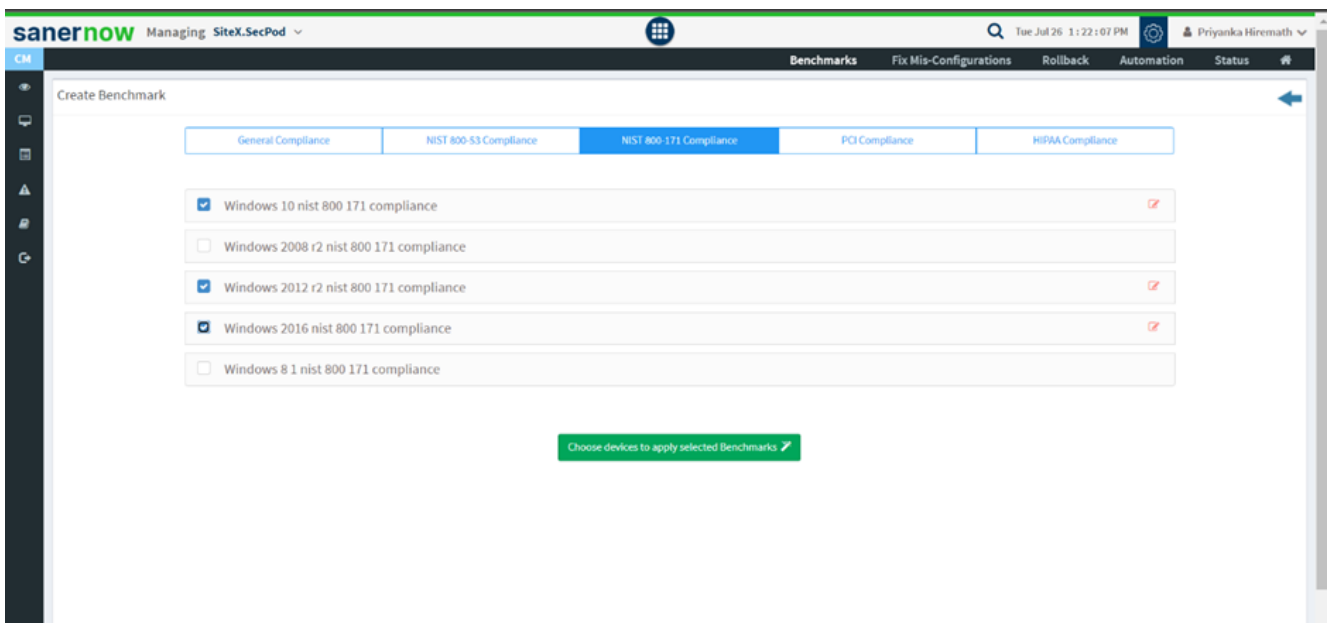
The screenshot shows the 'Create New Benchmark' table in the SanerNow dashboard. The table has columns for Name, Applied Groups, Date, and Edit. It lists various benchmarks and their associated groups and creation dates.

Name	Applied Groups	Date	Edit
CentOS7_CIS_benchmark	centos	2021-09-07 04:57:22 PM IST	CSV
CIS_ubuntu_18	Select groups	2021-11-16 08:19:09 PM IST	CSV
custom	Win10	2022-07-26 11:12:31 AM IST	CSV
GEN_UBUNTU18	new_group5	2022-06-06 03:59:40 PM IST	CSV
test	Select groups	2022-06-27 03:09:57 PM IST	CSV
win-10_gen_comp	Select groups	2022-06-29 04:41:17 PM IST	CSV
winCK12_12-NIST-800-171	Select groups	2022-02-07 03:19:21 PM IST	CSV
Win_10_PCI_benchmark	Select groups	2022-05-04 04:24:12 PM IST	CSV

3. Click on **NIST 800-171 compliance** to align with the standards.



4. Select the desired standards through the check box.



5. Select the standards and click on choose devices to **Apply Selected Benchmarks**.

sanernow Managing SiteX.SecPod

Tue Jul 26 1:22:07 PM Priyanka Hiremath

Benchmarks Fix Mis-Configurations Rollback Automation Status

Create Benchmark

General Compliance NIST 800-53 Compliance **NIST 800-171 Compliance** PCI Compliance HIPAA Compliance

☒ Windows 10 nist 800 171 compliance

☐ Windows 2008 r2 nist 800 171 compliance

☒ Windows 2012 r2 nist 800 171 compliance

☒ Windows 2016 nist 800 171 compliance

☐ Windows 8 1 nist 800 171 compliance

Choose devices to apply selected Benchmarks

6. Assign the **Benchmark name**.

sanernow Managing SiteX.SecPod

Tue Jul 26 1:22:20 PM Priyanka Hiremath

Benchmarks Fix Mis-Configurations Rollback Automation Status

Create Benchmark

Benchmark Name\* NIST-171 compliance

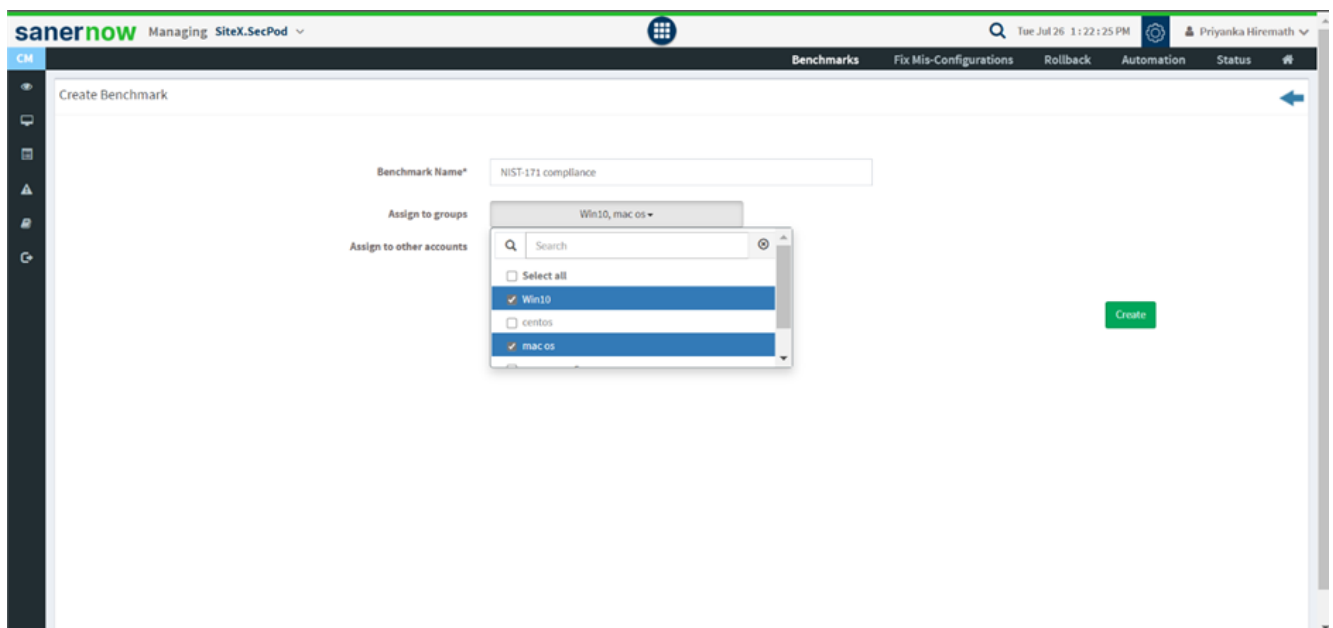
Assign to groups Select groups

Assign to other accounts

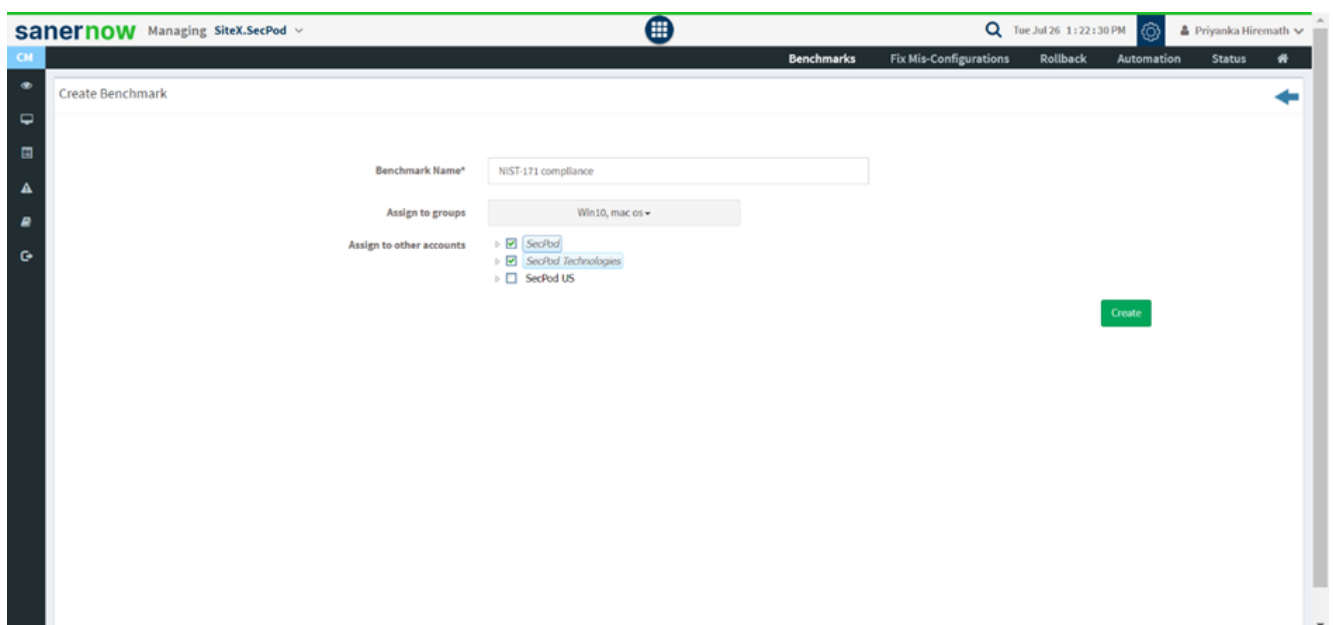
- > ☐ SecPod
- > ☐ SecPod Technologies
- > ☐ SecPod US

Create

7. Select the device group.



8. Select the accounts to align with NIST 800-171 standards.



9. Lastly, click on **Create**.

saner**now**

Managing SiteX.SecPod

Search

Tue Jul 26 1:22:30 PM

Priyanka Hiremath

CM

Benchmarks

Fix Mis-Configurations

Rollback

Automation

Status

Create Benchmark

Benchmark Name\*

NIST-171 compliance

Assign to groups

Win10, mac os

Assign to other accounts

☒ SecPod

☒ SecPod Technologies

☐ SecPod US

Create

You are now successfully aligning with NIST 800-171 compliance standards!