

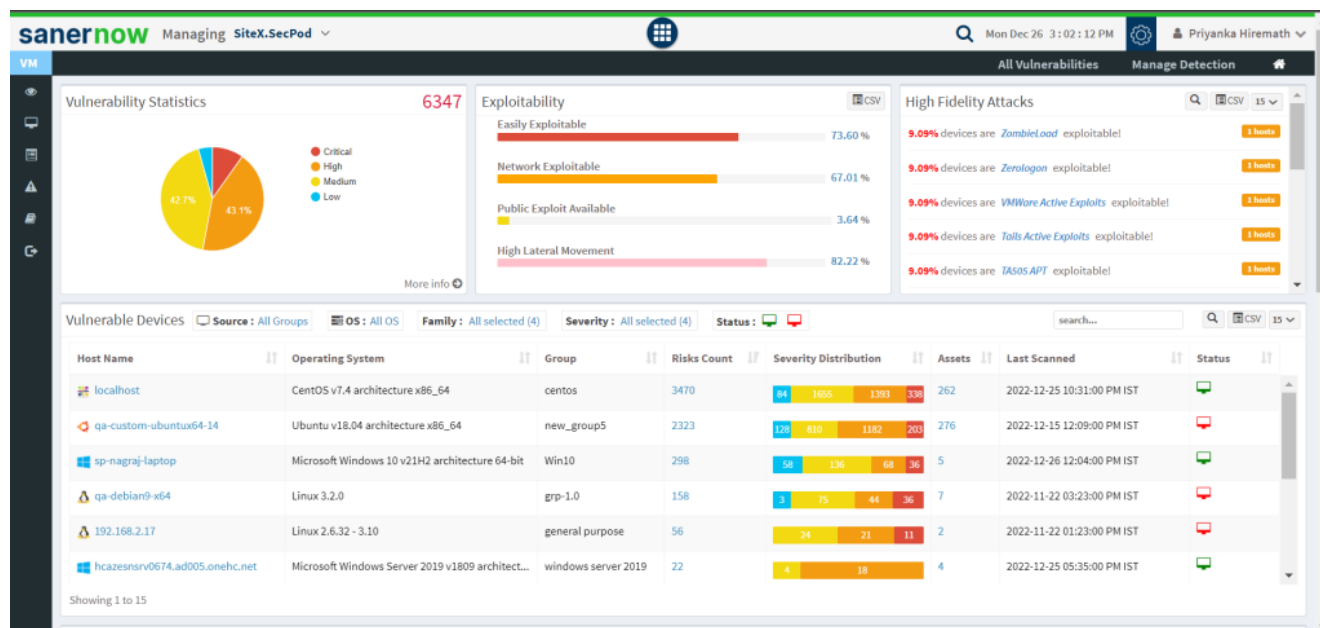
How to remediate vulnerabilities from vulnerability management dashboard?

SanerNow facilitates to remediate vulnerabilities from vulnerability management dashboard. In here, there are three ways from which you can remediate vulnerabilities.

- You can remediate from **All Vulnerability** dashboard
- You remediate from **Vulnerabilities** panel
- Also, you can remediate from **Top Vulnerable Assets** panel: Here you can remediate all the vulnerabilities associated with assets.

To remediate vulnerabilities from **All vulnerability dashboard**, follow the steps below:

1. Go to Vulnerability Management dashboard.



2. Click on **All Vulnerabilities**.

3. Select the vulnerabilities from the check box to take a quick action to remediate.

sanernow Managing SiteX.SecPod

Mon Dec 26 3:02:21 PM Priyanka Hiremath

All Vulnerabilities Manage Detection

Vulnerabilities Source: All Groups Family: All selected (4) Severity: All selected (4) Quick Action search... CSV 25

ID	Title	Severity	Assets	Hosts	Detected	Fix	
USN-5761-1	USN-5761-1 ca-certificates update	10	1	1	2022-12-08	0	
USN-5745-2	USN-5745-2 shadow regression	10	2	1	2022-12-01	0	
USN-5709-2	USN-5709-2 firefox vulnerabilities	10	1	1	2022-11-12	0	
USN-5606-2	USN-5606-2 poppler regression	10	3	1	2022-11-12	0	
USN-5481-1	USN-5481-1 bluez vulnerabilities	10	2	1	2022-11-12	0	
USN-5473-1	USN-5473-1 ca-certificates update	10	1	1	2022-11-12	0	
USN-5395-2	USN-5395-2 networkd-dispatcher regression	10	1	1	2022-11-12	0	
USN-5321-3	USN-5321-3 firefox regressions	10	1	1	2022-11-12	0	
USN-5186-2	USN-5186-2 firefox regressions	10	1	1	2022-11-12	0	
USN-5174-2	USN-5174-2 samba regression	10	3	1	2022-11-12	0	
USN-5122-1	USN-5122-1 apport vulnerability	10	1	1	2022-11-12	0	
USN-5089-1	USN-5089-1 ca-certificates update	10	1	1	2022-11-12	0	
USN-5086-1	USN-5086-1 linux-image	10	2	1	2022-11-12	0	
USN-5079-3	USN-5079-3 curl vulnerabilities	10	3	1	2022-11-12	0	
USN-5060-1	USN-5060-1 nfts-3g vulnerabilities	10	2	1	2022-11-12	0	

4. Click on 'Quick Action' button and select **Remediate**.

sanernow Managing SiteX.SecPod

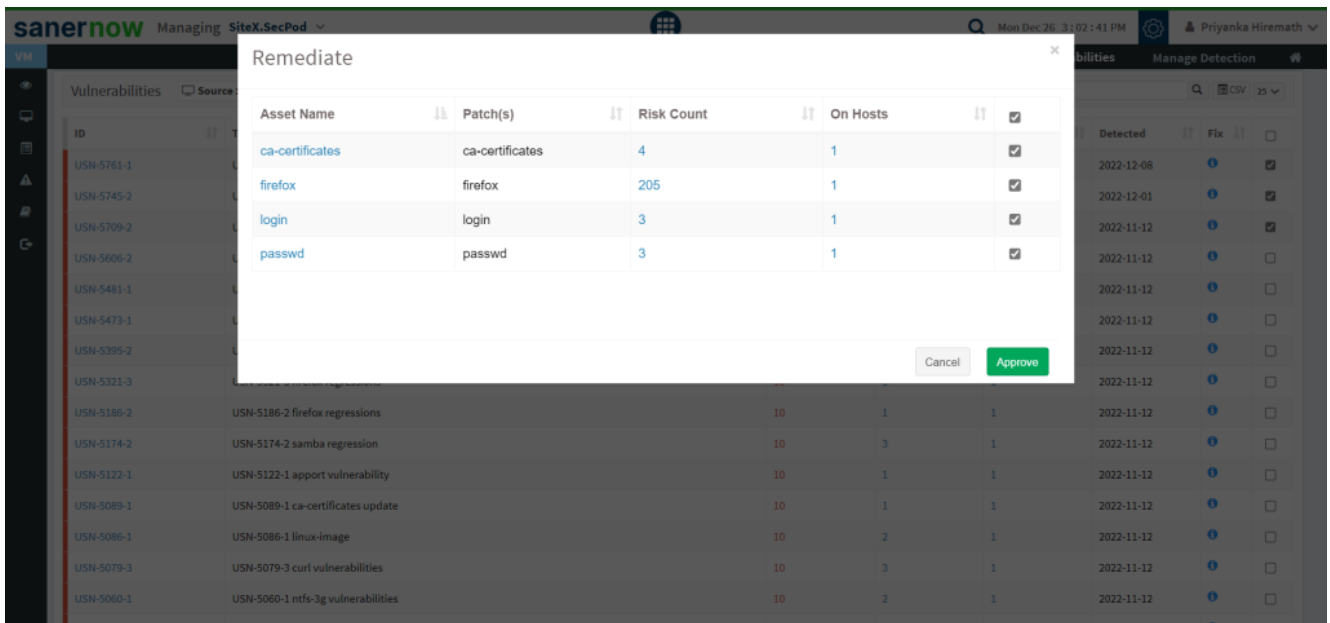
Mon Dec 26 3:02:29 PM Priyanka Hiremath

All Vulnerabilities Manage Detection

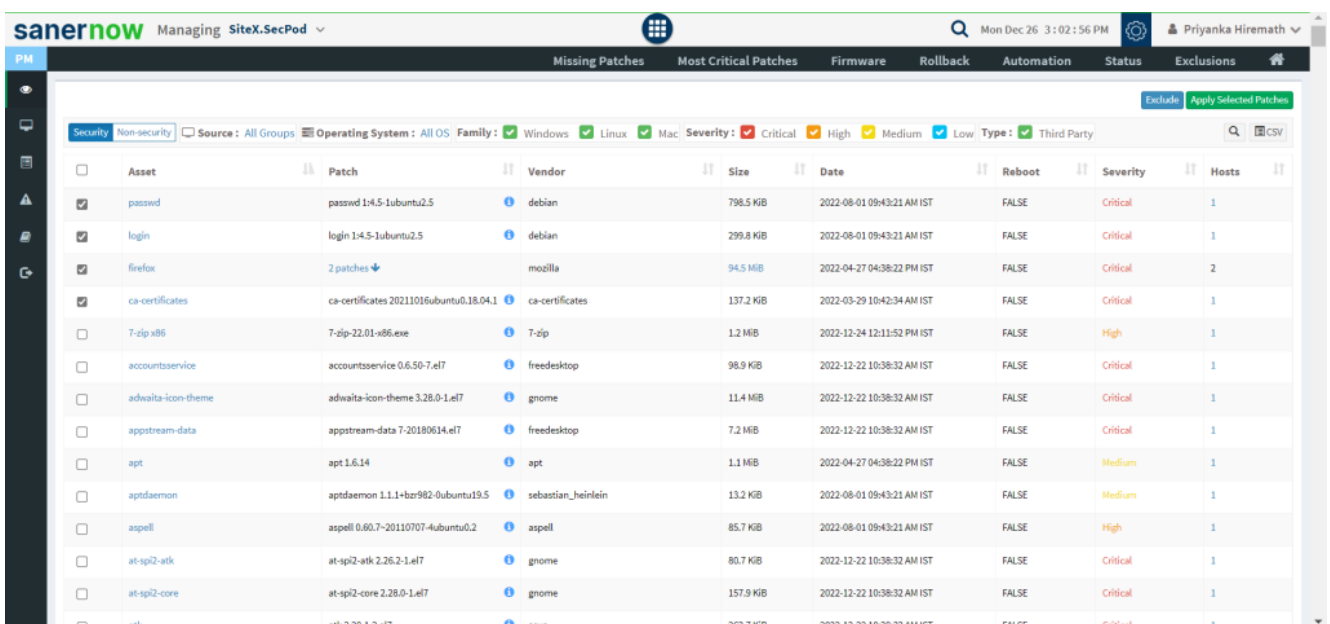
Vulnerabilities Source: All Groups Family: All selected (4) Severity: All selected (4) Quick Action search... CSV 25

ID	Title	Severity	Assets	Hosts	Detected	Fix	
USN-5761-1	USN-5761-1 ca-certificates update	10	1	1	2022-12-08	0	<input checked="" type="checkbox"/>
USN-5745-2	USN-5745-2 shadow regression	10	2	1	2022-12-01	0	<input checked="" type="checkbox"/>
USN-5709-2	USN-5709-2 firefox vulnerabilities	10	1	1	2022-11-12	0	<input checked="" type="checkbox"/>
USN-5606-2	USN-5606-2 poppler regression	10	3	1	2022-11-12	0	<input type="checkbox"/>
USN-5481-1	USN-5481-1 bluez vulnerabilities	10	2	1	2022-11-12	0	<input type="checkbox"/>
USN-5473-1	USN-5473-1 ca-certificates update	10	1	1	2022-11-12	0	<input type="checkbox"/>
USN-5395-2	USN-5395-2 networkd-dispatcher regression	10	1	1	2022-11-12	0	<input type="checkbox"/>
USN-5321-3	USN-5321-3 firefox regressions	10	1	1	2022-11-12	0	<input type="checkbox"/>
USN-5186-2	USN-5186-2 firefox regressions	10	1	1	2022-11-12	0	<input type="checkbox"/>
USN-5174-2	USN-5174-2 samba regression	10	3	1	2022-11-12	0	<input type="checkbox"/>
USN-5122-1	USN-5122-1 apport vulnerability	10	1	1	2022-11-12	0	<input type="checkbox"/>
USN-5089-1	USN-5089-1 ca-certificates update	10	1	1	2022-11-12	0	<input type="checkbox"/>
USN-5086-1	USN-5086-1 linux-image	10	2	1	2022-11-12	0	<input type="checkbox"/>
USN-5079-3	USN-5079-3 curl vulnerabilities	10	3	1	2022-11-12	0	<input type="checkbox"/>
USN-5060-1	USN-5060-1 nfts-3g vulnerabilities	10	2	1	2022-11-12	0	<input type="checkbox"/>

5. Approve the patches corresponding to the vulnerabilities and click on '**Approve**'.

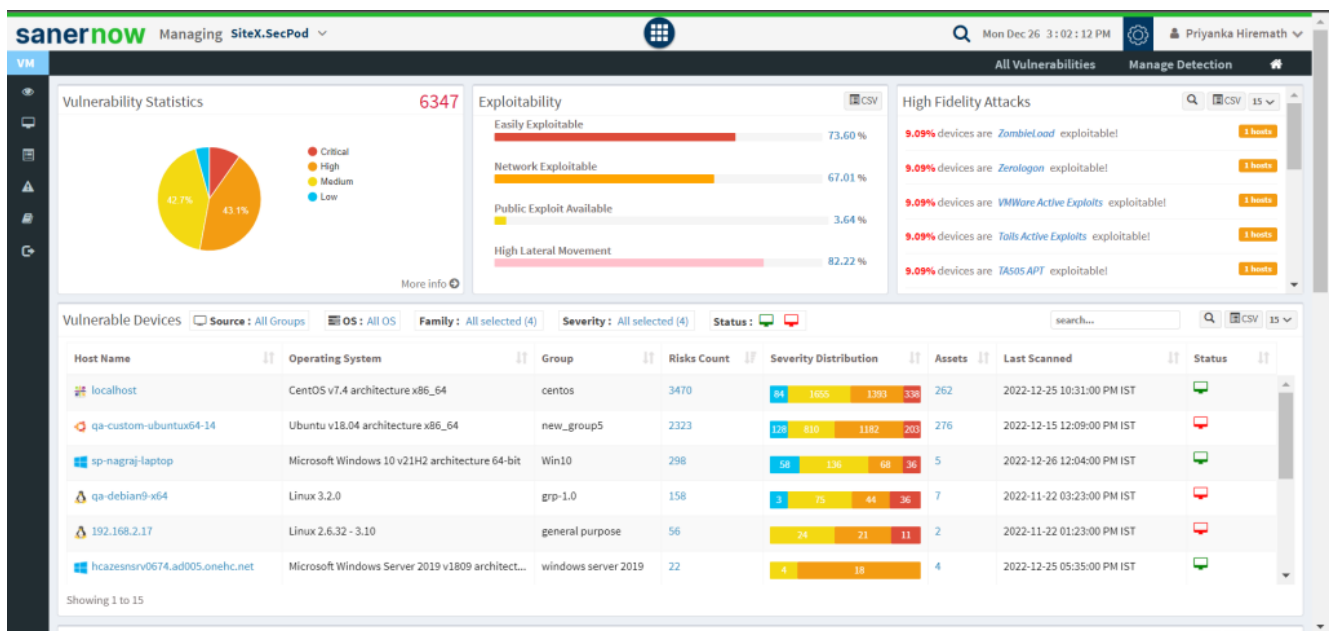


6. you will be redirected to patch management module [Given that you have the patch management subscription] to apply selected patches.

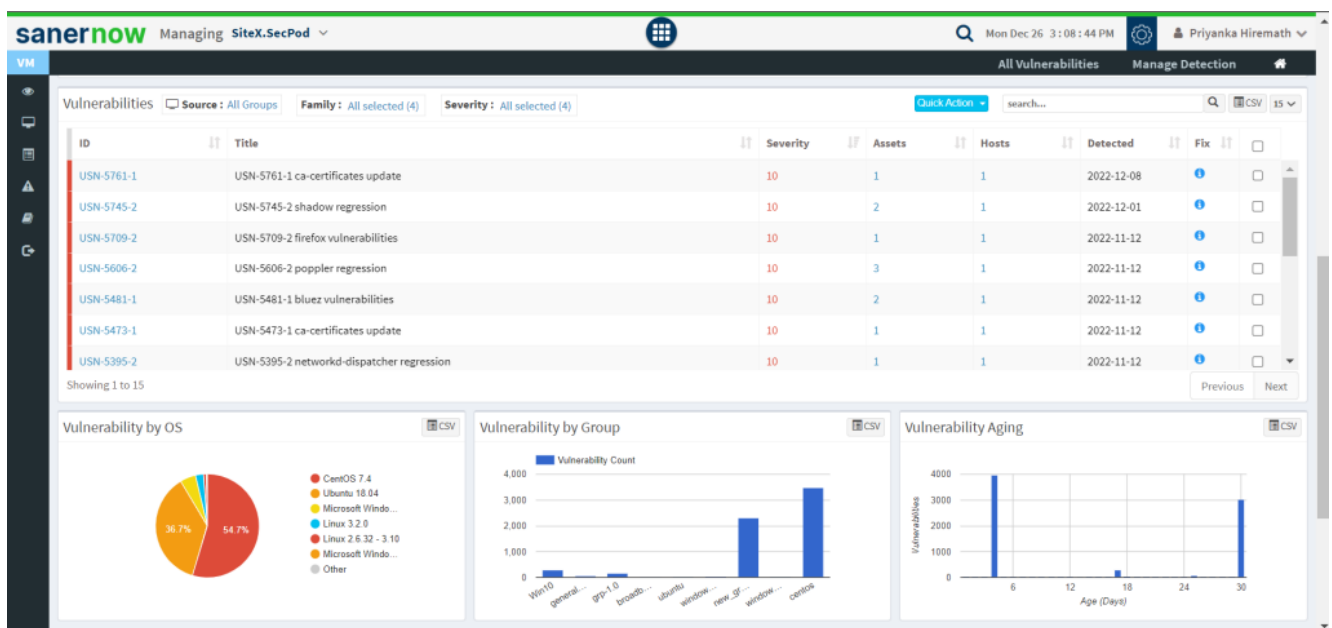


To remediate vulnerabilities from **Vulnerabilities** panel, follow the steps below:

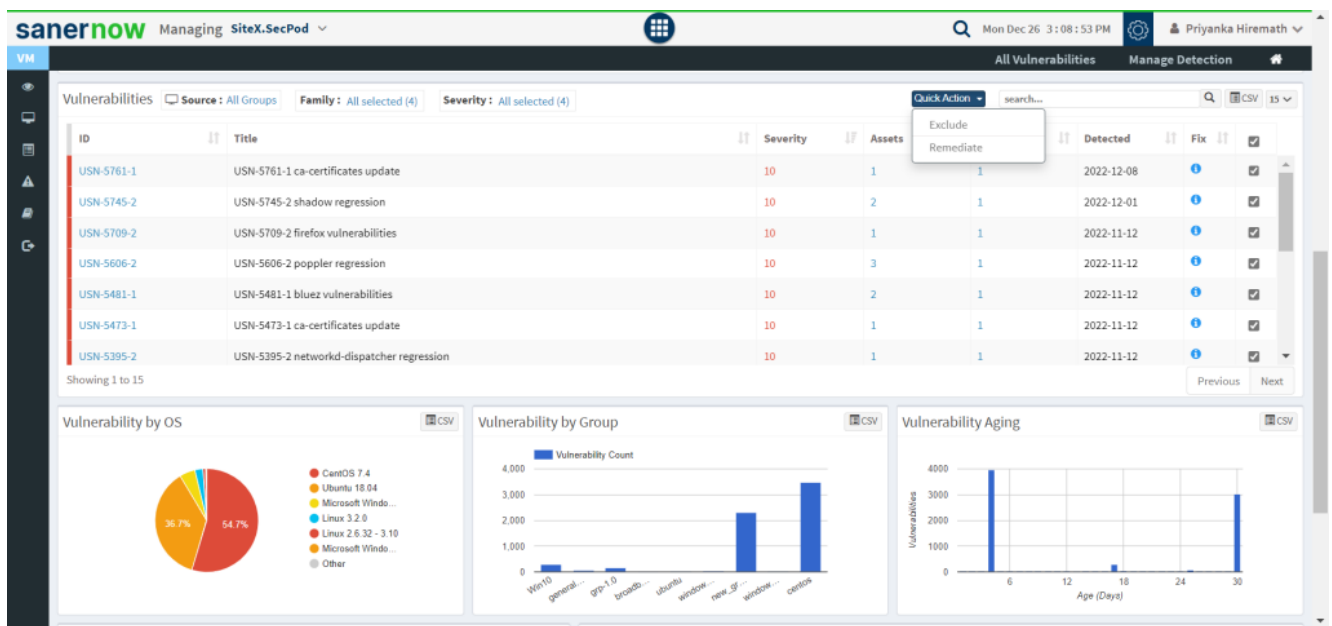
1. Go to Vulnerability Management dashboard, you will find Vulnerabilities panel.



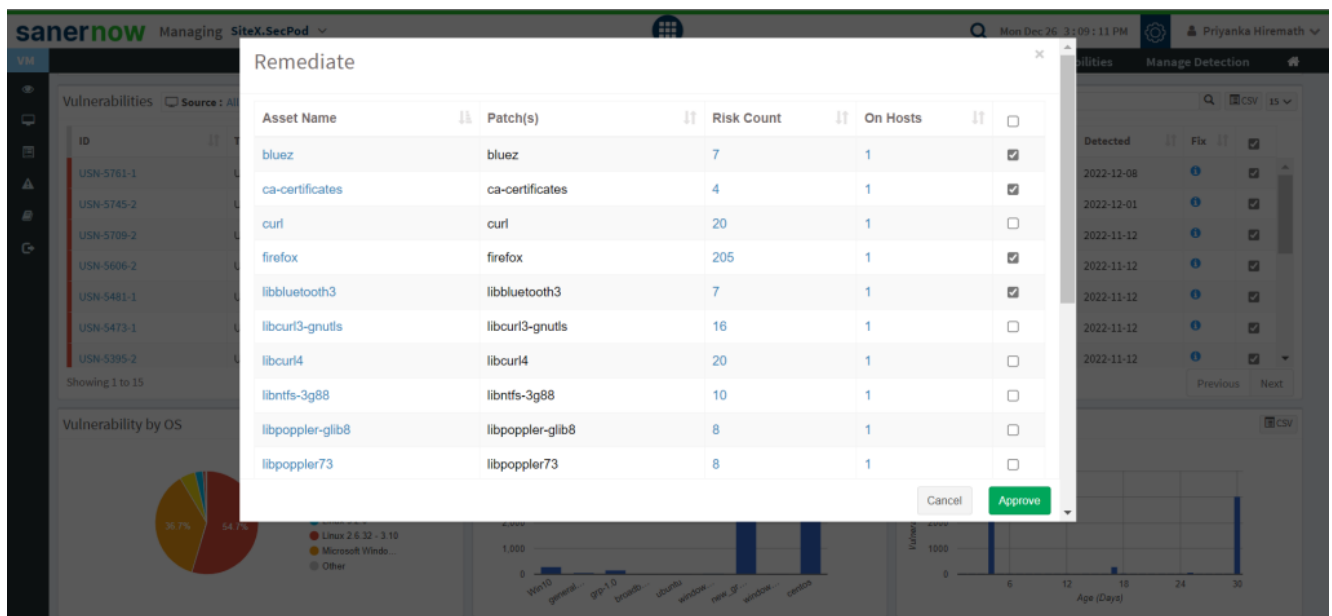
2. In the **Vulnerabilities** panel, select the vulnerabilities you want to remediate.



3. Now, click on **'Quick Action'** and select **Remediate**.



4. Approve the selected patches and you will be redirected to [Patch Management](#) module for further remediation.



sanernow Managing SiteX.SecPod

Mon Dec 26 3:09:22 PM Priyanka Hiremath

Missing Patches Most Critical Patches Firmware Rollback Automation Status Exclusions

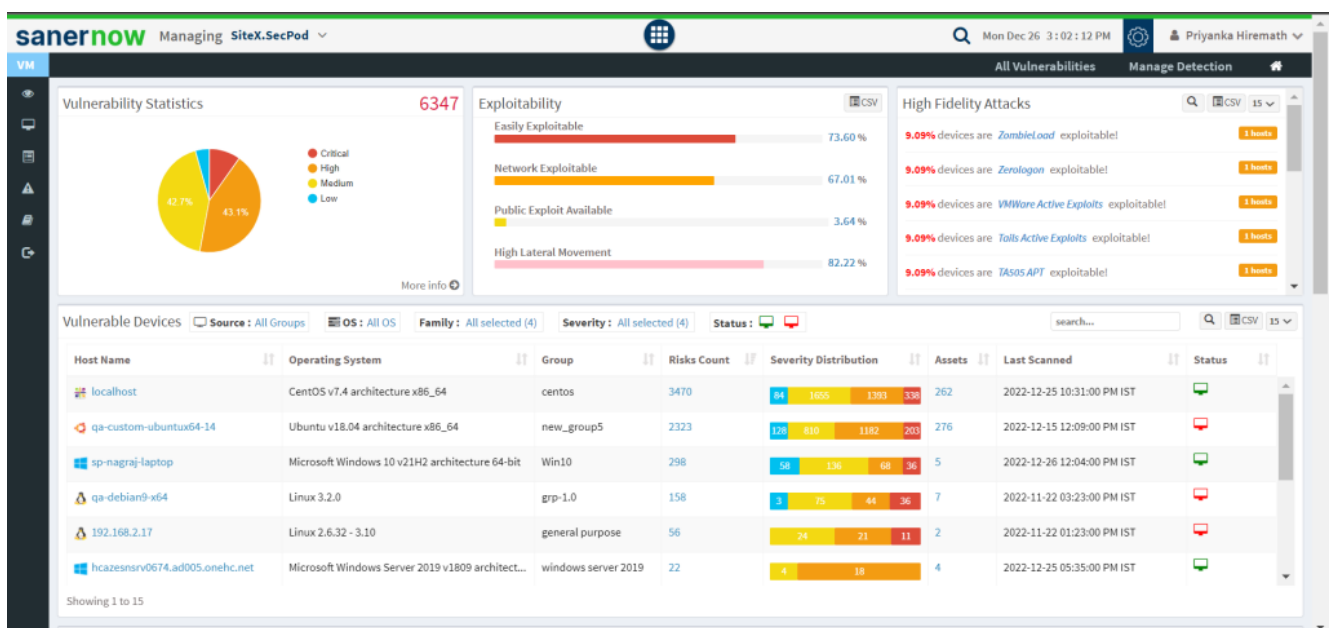
Exclude Apply Selected Patches

Security Non-security Source: All Groups Operating System: All OS Family: Windows Linux Mac Severity: Critical High Medium Low Type: Third Party

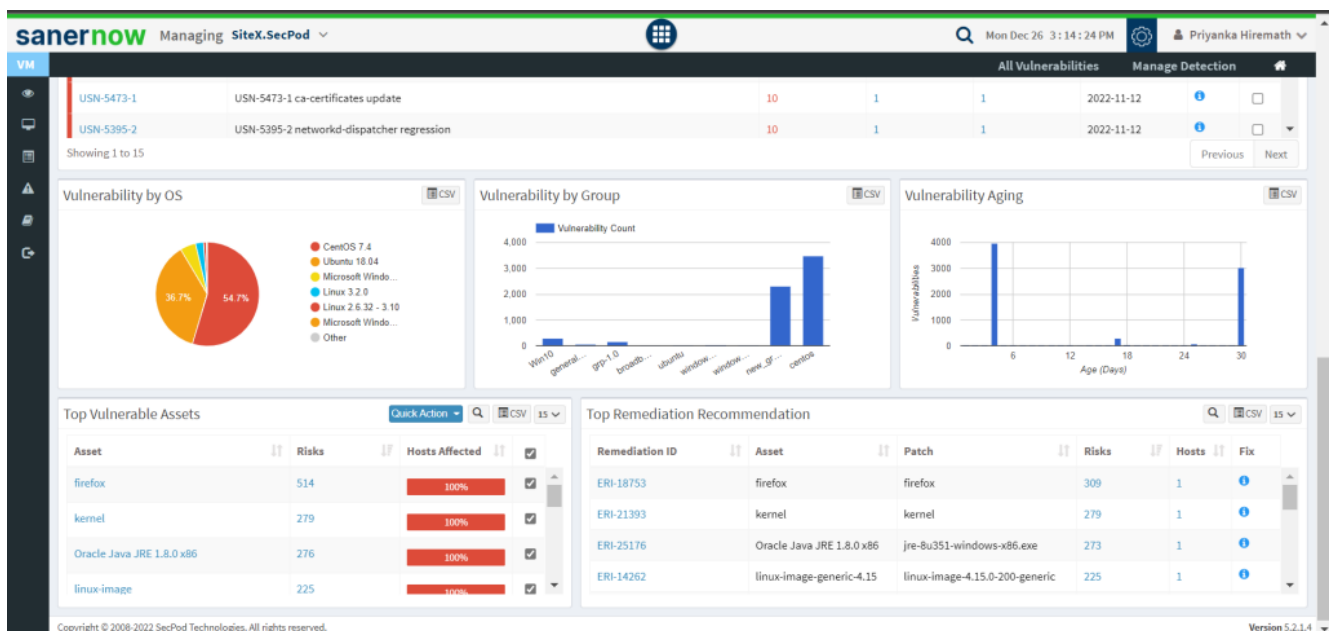
	Asset	Patch	Vendor	Size	Date	Reboot	Severity	Hosts
<input checked="" type="checkbox"/>	libbluetooth3	libbluetooth3 5.48-0ubuntu3.9	bluez	62.8 KiB	2022-04-27 04:38:22 PM IST	FALSE	Critical	1
<input checked="" type="checkbox"/>	firefox	2 patches	mozilla	94.5 MiB	2022-04-27 04:38:22 PM IST	FALSE	Critical	2
<input checked="" type="checkbox"/>	ca-certificates	ca-certificates 20211016ubuntu0.18.04.1	ca-certificates	137.2 KiB	2022-03-29 10:42:34 AM IST	FALSE	Critical	1
<input checked="" type="checkbox"/>	bluez	2 patches	bluez	2.1 MiB	2022-04-27 04:38:22 PM IST	FALSE	Critical	2
<input type="checkbox"/>	7-zip x86	7-zip-22.01-x86.exe	7-zip	1.2 MiB	2022-12-24 12:11:52 PM IST	FALSE	High	1
<input type="checkbox"/>	accountsservice	accountsservice 0.6.50-7.el7	freedesktop	98.9 KiB	2022-12-22 10:38:32 AM IST	FALSE	Critical	1
<input type="checkbox"/>	adwaita-icon-theme	adwaita-icon-theme 3.28.0-1.el7	gnome	11.4 MiB	2022-12-22 10:38:32 AM IST	FALSE	Critical	1
<input type="checkbox"/>	appstream-data	appstream-data 7-20180614.el7	freedesktop	7.2 MiB	2022-12-22 10:38:32 AM IST	FALSE	Critical	1
<input type="checkbox"/>	apt	apt 1.6.14	apt	1.1 MiB	2022-04-27 04:38:22 PM IST	FALSE	Medium	1
<input type="checkbox"/>	aptdaemon	aptdaemon 1.1.1+bzr982-0ubuntu19.5	sebastian_heinlein	13.2 KiB	2022-08-01 09:43:21 AM IST	FALSE	Medium	1
<input type="checkbox"/>	aspell	aspell 0.60.7-20110707-4ubuntu0.2	aspell	85.7 KiB	2022-08-01 09:43:21 AM IST	FALSE	High	1
<input type="checkbox"/>	at-spi2-atk	at-spi2-atk 2.26.2-1.el7	gnome	80.7 KiB	2022-12-22 10:38:32 AM IST	FALSE	Critical	1
<input type="checkbox"/>	at-spi2-core	at-spi2-core 2.28.0-1.el7	gnome	157.9 KiB	2022-12-22 10:38:32 AM IST	FALSE	Critical	1
<input type="checkbox"/>	atk	atk 2.28.1-2.el7	asus	262.7 KiB	2022-12-22 10:38:32 AM IST	FALSE	Critical	1

To remediate vulnerabilities from **Top Vulnerable Assets**, follow the steps below:

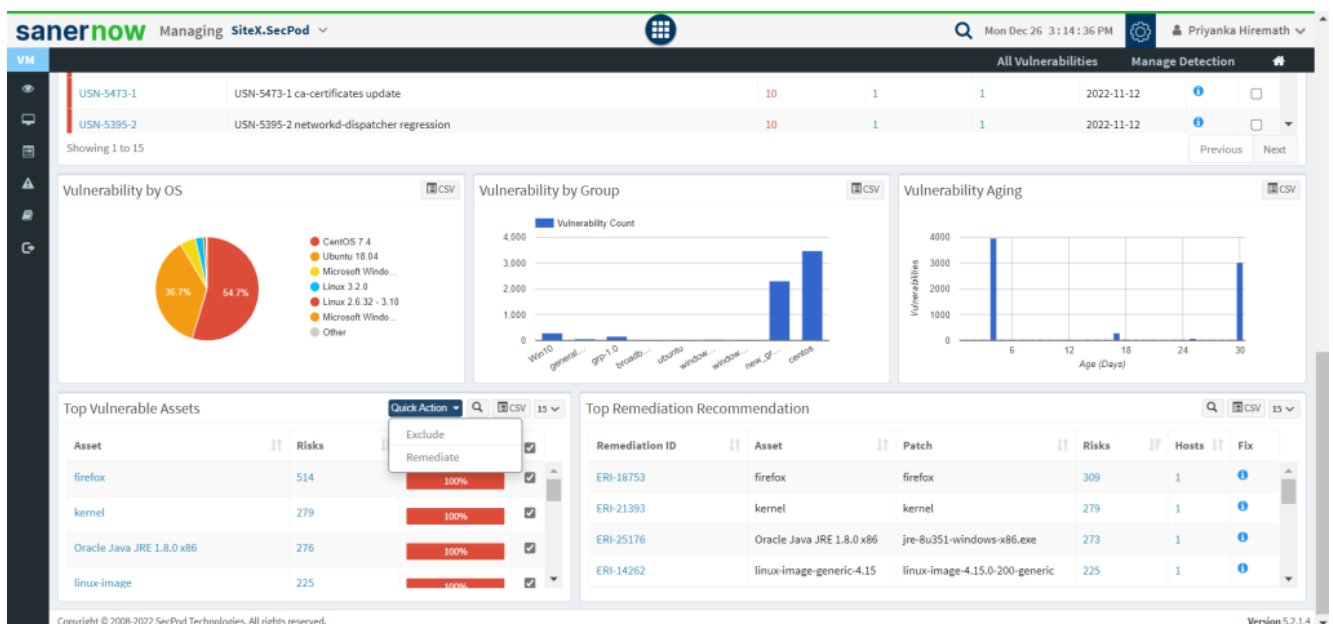
1. Go to vulnerability management dashboard, you will find Top Vulnerable Assets panel.



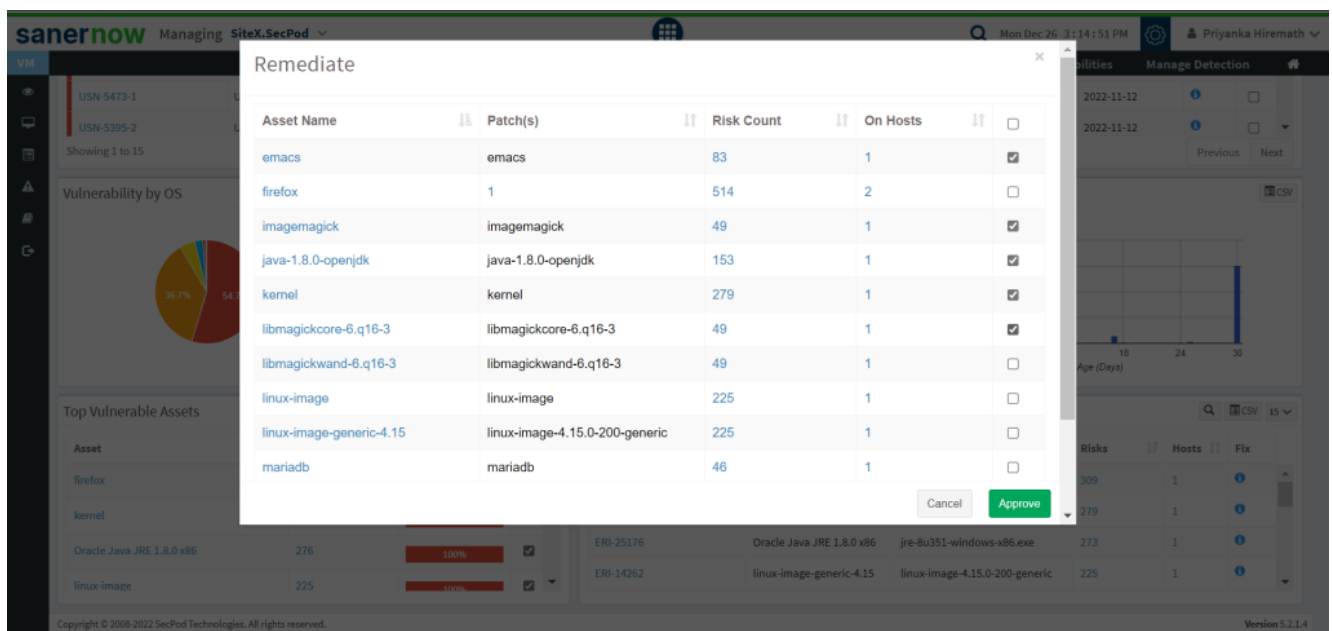
2. In the **Top Vulnerable Assets** panel, select the assets from the check box to take a quick action.



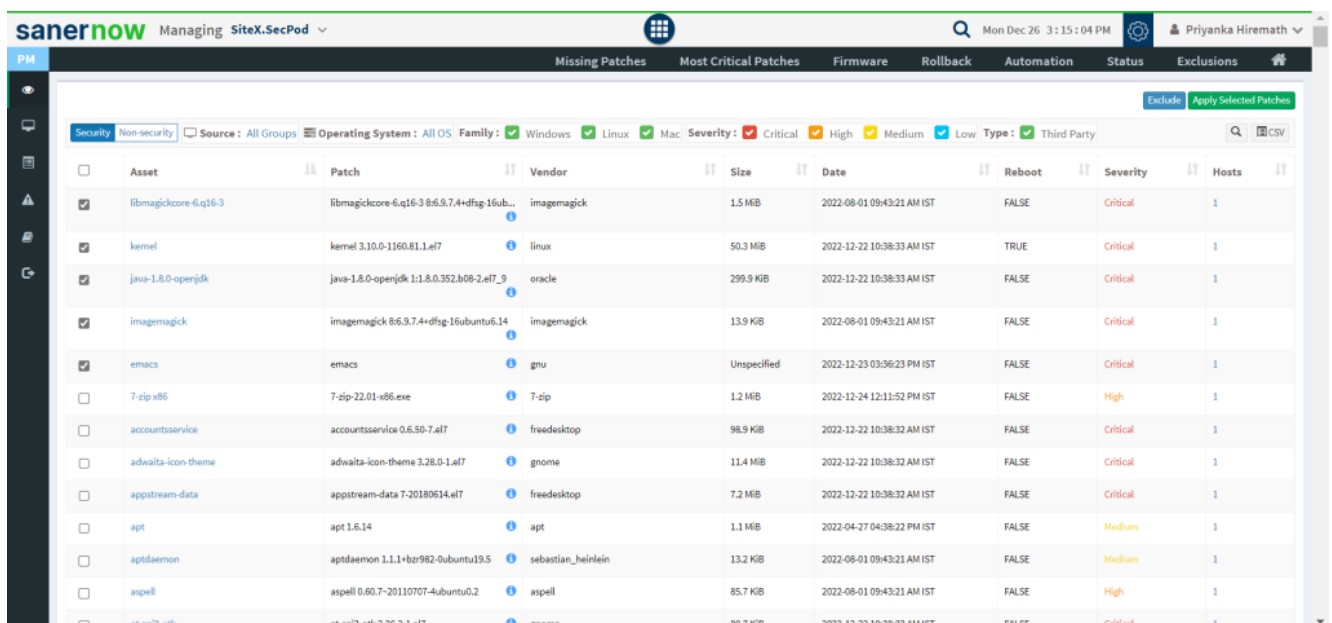
3. Click on '**Quick Action**' button and select **Remediate**.



4. Approve the patches corresponding to the vulnerabilities and click on '**Approve**'.



5. You will be redirected to patch management module [Given that you have the patch management subscription] to apply selected patches corresponding to selected assets.



Now you know how to remediate vulnerabilities from vulnerability management dashboard.