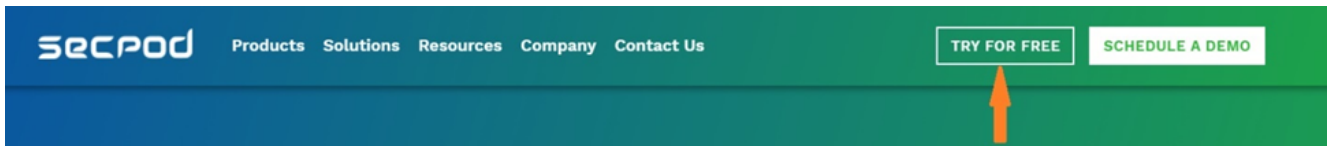


How to sign-up with SanerNow?

1. To get started with SanerNow, open the SecPod website www.secpod.com.
2. Click the **TRY FOR FREE** option at the top right of the SecPod webpage.



3. The webpage displays the **Sign Up For Free** and **Sign In** options, as shown below.

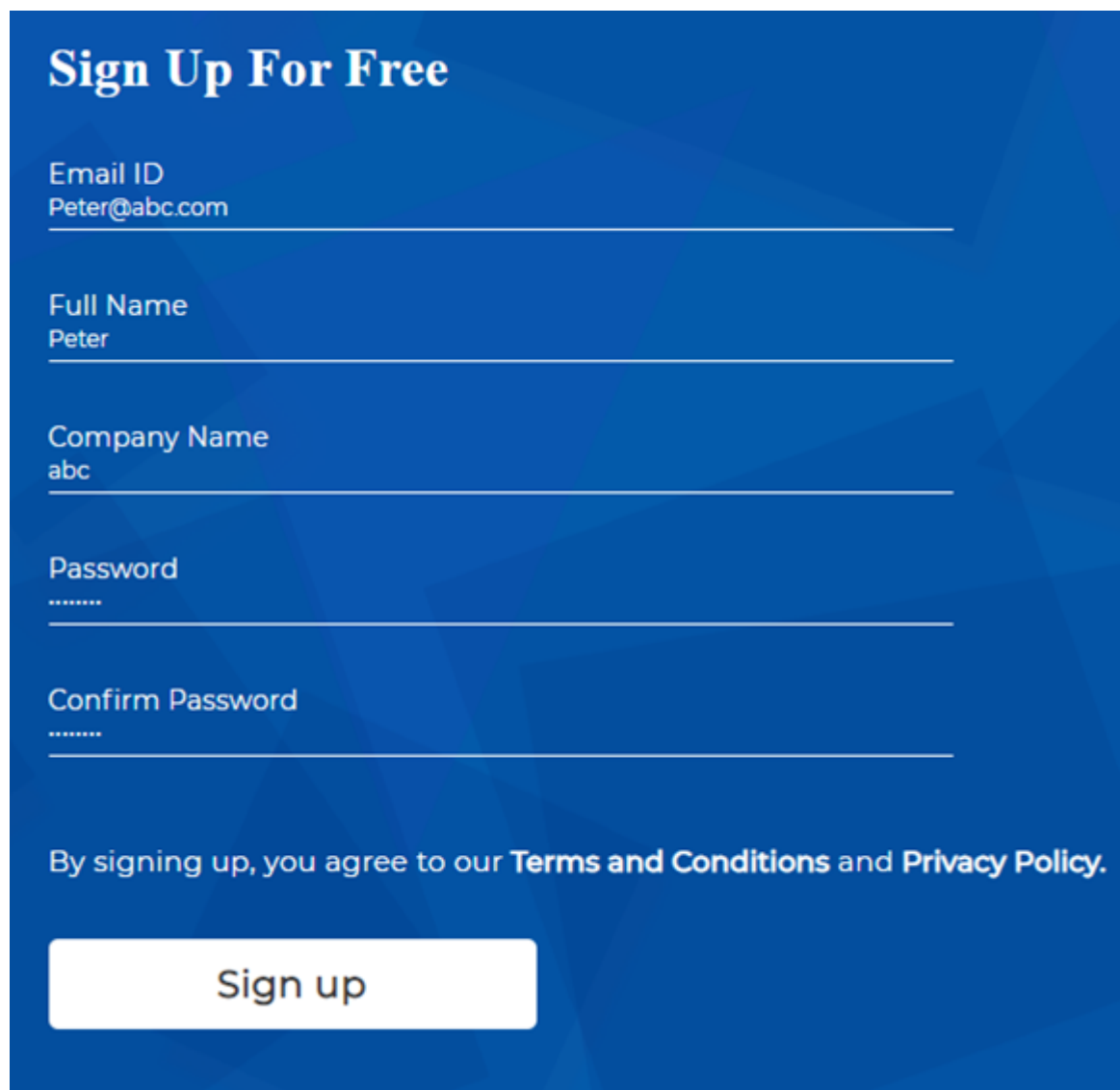
A screenshot of the 'Sign Up For Free' registration page. The page has a blue background with a subtle geometric pattern. In the top right corner, it says 'Have an account? Sign In'. The main heading is 'Sign Up For Free'. Below it are five input fields: 'Email ID', 'Full Name', 'Company Name', 'Password', and 'Confirm Password'. At the bottom, there is a line of text: 'By signing up, you agree to our Terms and Conditions and Privacy Policy.' Below this text is a white button with the text 'Sign up'.

4. If you have already registered with SanerNow, click on the **Sign In** option

5. To register with SanerNow, provide a valid email address, username, company name, and password in the **Sign Up for Free** fields. The email address will be the username of the login. Follow the below instructions for setting up a password:

- The first and last name must contain alphanumeric characters.
- The password needs at least one number, one upper case, one lower case, and a special character.
- The minimum password length should be seven characters, and the maximum length should be 20 characters.

Note: If you cannot register, please check the email address to ensure it is valid and has not been previously registered.

A registration form titled "Sign Up For Free" on a blue background. It contains five input fields: "Email ID" with the example "Peter@abc.com", "Full Name" with the example "Peter", "Company Name" with the example "abc", "Password" with masked characters "*****", and "Confirm Password" with masked characters "*****". Below the fields is a line of text: "By signing up, you agree to our **Terms and Conditions** and **Privacy Policy**." At the bottom is a white button with the text "Sign up".

Sign Up For Free

Email ID
Peter@abc.com

Full Name
Peter

Company Name
abc

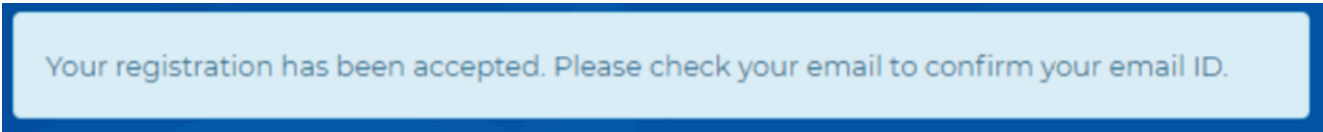
Password

Confirm Password

By signing up, you agree to our **Terms and Conditions** and **Privacy Policy**.

Sign up

6. After filling in the details, click the **Sign-Up** button to complete the registration. An email will be sent to the email id to verify the registered email.

A light blue rectangular box with a dark blue border. Inside, the text reads: "Your registration has been accepted. Please check your email to confirm your email ID." in a dark blue font.

Your registration has been accepted. Please check your email to confirm your email ID.

Note: Please check the spam folder if you did not receive the email within a few minutes.

7. Click on the link sent in the email to finish the verification process. You will receive a confirmation web page within a few minutes, as shown below.

A white rectangular box with a blue border. At the top, the text "Sign Up Confirmation" is written in a large, bold, blue font. Below it, in a smaller black font, are three lines of text: "Your Email ID is confirmed", "You can now sign into SanerNow Platform.", and "Click below to Sign in". At the bottom center, there is a blue rectangular button with the text "Sign In" in white.

Sign Up Confirmation

Your Email ID is confirmed
You can now sign into SanerNow Platform.
Click below to Sign in

Sign In

Note: Please contact support@secpod.com if you did not receive the registration email or if the **Sign-Up Confirmation** isn't displayed after clicking the email link. It may take a few minutes for the confirmation to show.

8. On the SanerNow web page, click the Sign In option at the top.

9. Enter the username and password and get started with the SanerNow configuration.

Sign In

Take care of your security breaches

Username

Password

Sign In

New to SanerNow? Sign Up

Forgot Password

By signing up, you agree to our [Terms and Conditions](#) and [Privacy Policy](#).

10. You will redirect to the Account Setup page on the successful sign-in.

sanernow

OVERVIEW

SERVICE MANAGEMENT

MORE

Open Saner Platform

Support

My account

Account Setup

1

Provision Tools

2

Update Profile

VM

Vulnerability Management

PM

Patch Management

AE

Asset Exposure

CM

Compliance Management

EQR

Endpoint Query Response

EM

Endpoint Management

Next